

Manifesto


**Who am I?**

**W**loremac

# Glitch

The idea of the glitch is to take something and alter it at its core. When creating a glitch piece, one must change the internal code of the photo itself in order to transform it. It is possible to create a wide range of glitches going from slight colour alterations to creating an image that looks staggered. By copying and pasting the text within a file and slight trial and error its possible to slightly control the glitch itself instead of having a random outcome. I found that by taking the code from the top portion of the photos underneath here, I was able to change the colour to a slight purple with bands going across the screen. If i took large sections and deleted the portions, I was able to create a photo that appears as if the bands are off center creating a layering effect.








# Logo

# Moremac



I want to keep things very minimal. I love the way that classic logos like Chanel and Dior look because their beauty is that they are very understated and are not too flashy in their design. So for my logo I decided to go down a similar route and use my name but with a slight twist.



Moremac

Moremac

Moremac

Moremac

M

Moremac

Moremac

M

Full Color, Full Size

Moremac

TwoColor, Half Size - light BG

Moremac

One Color, Quarter Size - light BG

Moremac

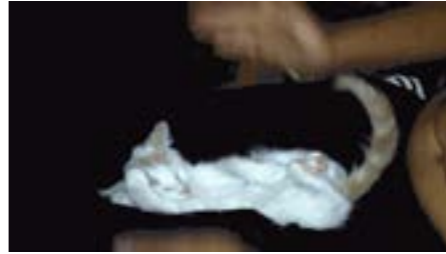
TwoColor, Half Size - dark BG

Moremac

One Color, Quarter Size - Dark BG

Moremac

Gif



# Inspiration

I am a gamer and a comic nerd. I love watching the adventures of others through my own eyes and using my thoughts and imagination to put myself into the place of others.





Since i am also an art history major I have an interest in Art. I love old style art, the classical, the greek inspired statues, and other works from the enlightenment period. I also love the works from the impressionist, expressionist, and roococo movements.



